


























# Chiro 5K

## Age Group Results

Place	Bib	Name	Nat.	Age	Club	Pace	ChipTime	GunTime
Chiro 5K								
Female 30-39								
1.	281	Manning, Maria		35			33:32	33:32
2.	296	Silverstein, Veronica		30			51:00	51:08
Female 40-49								
1.	278	Killebrew, Diana		48			36:27	36:32
2.	257	Ackler, Colleen		41			40:21	40:26
3.	293	Reeves, Carey		44			41:33	41:38
4.	298	Simser, Julie		47			1:03:29	1:03:39
Female 50-59								
1.	272	Germann, Jennifer		50			32:15	32:18
2.	299	Spadolini, Amy		58			32:47	32:51
Female 60-69								
1.	273	Gordon, Elaine		61			37:34	37:37
2.	259	Beard, Terri		67			43:09	43:16
Male 20-29								
1.	260	Black, Casey		29			32:20	32:23
Male 30-39								
1.	258	Arthur, Zack		32			19:31	19:31
2.	270	Faherty, Jeffrey		33			20:37	20:38
3.	303	Volney, Anton		33			22:59	23:00
4.	288	Palm, Keith		39			26:13	26:17
5.	280	Manning, Mike		37			27:02	27:03
6.	274	Haines, Richard		39			28:09	28:14
Male 40-49								
1.	276	Hobart, Erik		44			36:37	36:39
Male 50-59								
1.	291	Powers, Jeff		52			26:13	26:18
2.	268	Dunham, Wayne		59			30:16	30:19
3.	301	Stickels, Carl		52			31:21	31:27
4.	300	Spadolini, Chris		57			42:30	42:35
Male 60-69								
1.	297	Simser, Christopher		61			1:03:29	1:03:39
Male 70+								
1.	282	Miner, James		72			27:57	27:58
2.	295	Sennett, David		71			35:20	35:24

Number of records: 25